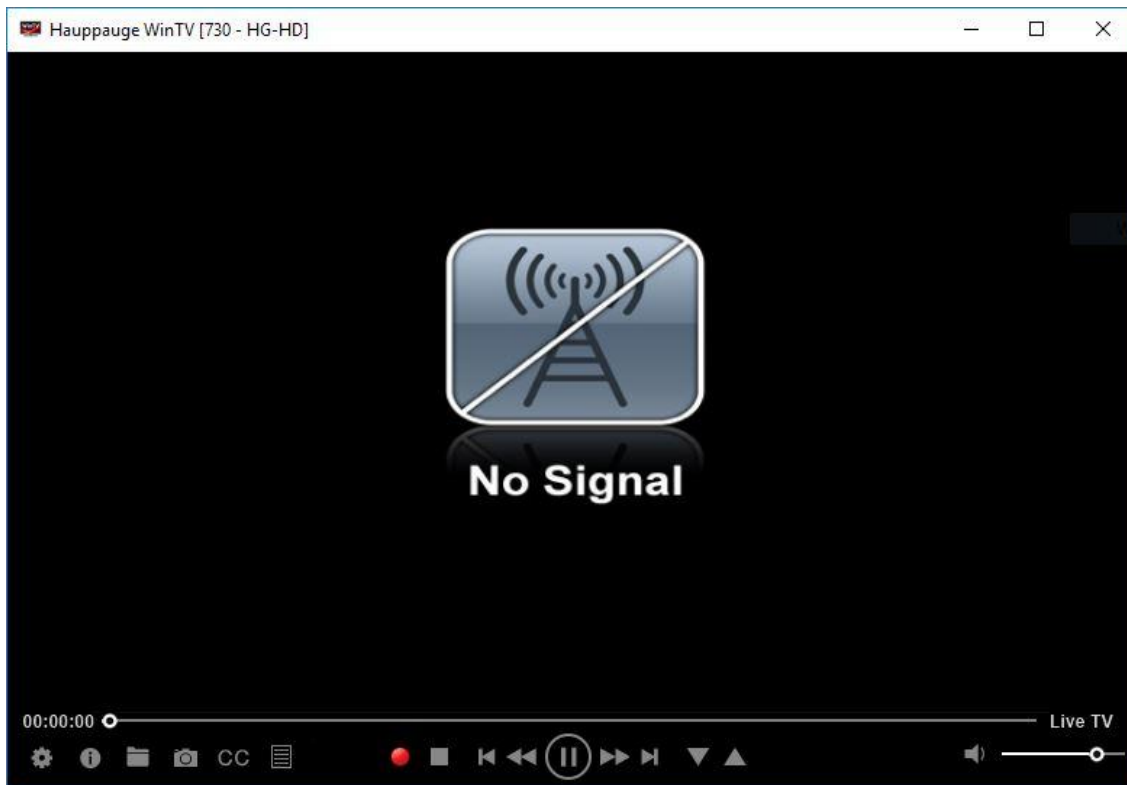


WinTV 8.5 DCR No Signal

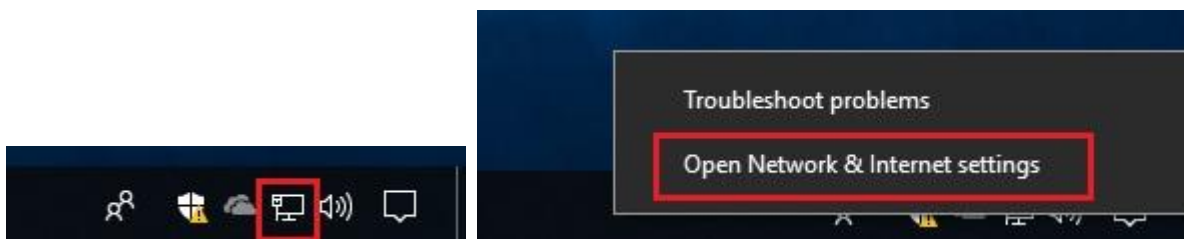


Receiving a 'No Signal' message in WinTV 8.5 could mean a windows discovery setting is turn off. It could also mean a firewall is blocking the DCR signal.

Is your Network Public or Private?

For the DCR device to receive a signal you need to make sure your network is set to Private and not Public.

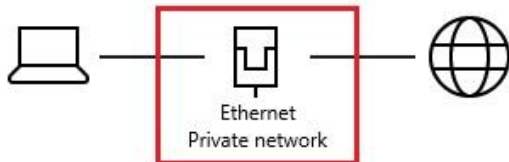
Right click the network icon on the system tray by the clock and select 'Open Network & Internet settings'.



Make sure your network is set to Private and not Public.

Status

Network status



You're connected to the Internet

If you have a limited data plan, you can make this network a metered connection or change other properties.

[Change connection properties](#)

[Show available networks](#)

If set to Public Network please click on 'Change connection properties'.

Under Network Profile click on Private.

← Settings

Network

Network profile

Public

Your PC is hidden from other devices on the network and can't be used for printer and file sharing.

Private

For a network you trust, such as at home or work. Your PC is discoverable and can be used for printer and file sharing if you set it up.

[Configure firewall and security settings](#)

This will change your network to Private. Try WinTV after this again.

Firewalls

If the above doesn't help you could have a firewall installed and you will need to make some modifications.

Below are directions on what settings to change on some popular firewalls.

[Norton 360](#)

[Mcafee Protection](#)

[Comodo](#)

[AVG](#)